



# getting your home ready to sell

Before you put your house on the market, get to know your competition, the market and make sure your house is looking its best. Here are some tips to help you figure out what to do before you sell, and how to attract buyers' attention.

## • PREPARE YOUR PROPERTY (& YOURSELF!)

*Disassociate Yourself From Your Home.*

- Get mentally prepared to move forward – you are selling property, your next purchase will become “home”
- Picture yourself handing over the keys to the new owners!
- Don't look backwards - look toward the future

## MAKE MINOR REPAIRS

- Replace cracked floor or counter tiles
- Patch holes in walls
- Fix leaky faucets
- Fix doors that don't close properly, drawers that jam, broken window catches etc
- Consider painting your walls neutral colours
- Replace burned-out light bulbs

## DE-CLUTTER!

*Buyers are attracted to clean and spacious homes.*

*Getting ready to sell is a great time for spring cleaning and to get ahead in the packing you will need to do eventually.*

- If you don't need it, donate it or throw it away
- Pack up knick-knacks and keep windowsills, shelves and surfaces clean and clear
- Clean everything off kitchen counters
- Put essential items used daily in a small box that can be stored away when not in use
- Keep valuables secure and out of sight
- Remove unnecessary furniture
- Consider using a temporary storage unit for larger items, or box up items somewhere out of sight
- Thin out clothes in wardrobes and make sure cupboards are tidy
- Make sure wires and cables are tidy and/or out of sight




**Sacha Collins**  
m 0274 787 343  
s.collins1@barfoot.co.nz


**Brigid O'Connor**  
m 021 628 354  
b.oconnor@barfoot.co.nz

**BARFOOT  
THOMPSON &**  
LICENSED REAA 2008

facebook.com/sachaandbrigid  
www.dreamrealestate.co.nz

#2 Sales Partnership West Auckland to Mar 2019 \*  
#1 Sales, Titirangi Branch, 2016/2017/2018 \*

The Dream Team 

\* Barfoot & Thompson 





# getting your home ready to sell

## MAKE THE HOUSE SPARKLE!

- Wash windows inside and out
- Invest in water-blasting to remove moss and debris from driveways, footpaths, gutters and roof
- Clean out cobwebs and dust
- Re-caulk tubs, showers and sinks
- Clean/polish faucets, mirrors, shower doors, bath and make sure toilet is clean and lid is down
- Clean/polish refrigerator, dishwasher and oven doors and wipe down cupboard doors
- Vacuum daily
- Hang up fresh towels
- Steam clean carpets, polish/wax wood floors, shake out rugs
- Dust furniture, ceiling fan blades and light fixtures
- Clean and air out any musty smelling areas
- Consider placing scent diffusers with subtle aromas in some rooms

## CHECK CURB APPEAL

- *First impressions are key!*
- Ensure verge and garden are tidy and lawn is mowed regularly
- Remove any branches and/or bushes overhanging windows
- Ensure exterior of home is clean and any paint touched up as required
- Brightly coloured plants in tubs or pots can add appeal
- Rubbish and recycling bins are tidy and out of the way
- Check letterbox is clean and tidy too

**your home is worth  
more with the  
Dream Team!**

**For more expert advice and  
inspiration, get in touch!**




**Sacha Collins**  
m 0274 787 343  
s.collins1@barfoot.co.nz

**Brigid O'Connor**  
m 021 628 354  
b.oconnor@barfoot.co.nz

**BARFOOT  
THOMPSON &**  
LICENSED REAA 2008

facebook.com/sachaandbrigid  
www.dreamrealestate.co.nz

#2 Sales Partnership West Auckland to Mar 2019 \*  
#1 Sales, Titirangi Branch, 2016/2017/2018 \*

The Dream Team 

\* Barfoot & Thompson